

## Scn3D

Use Scn3D on your iPhone or Droid device to create 360°, spherical or sequential animations of friends and objects then share them online for business or fun. Host your creations free (up to 2GB). Link to and display the animations from your website, blog, eBay listing, Facebook posts and more. In addition, promote a specific URL, business or event by placing a link inside the animations you create.



### Features:

Create 360°, Spherical or Sequential Animations with Deep Zoom

Free Hosting (up to 2GB)

HTML5 Output can be Viewed on Any Computer, Cell Phone or Tablet

Link-In to Display Scn3D Animations on Any Website, Blog, eBay Listing or Facebook Post

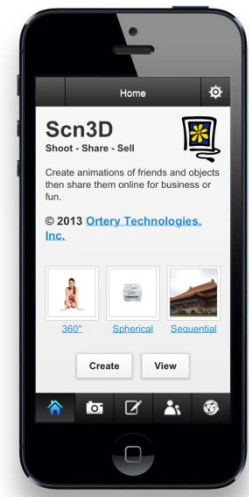
Embed a Link Inside Your Animation(s) to Promote Something and Drive Traffic to a Specific URL

Public or Private Animation Settings

Send Animations by eMail

Invite Friends and Create Groups

Assign Keywords and Manage the Projects You Create



### Download Now

This application is free and available from [iTunes](#) and [Google Play](#). Use the correct QR code below to download now.



[iTunes](#)



[Google Play](#)

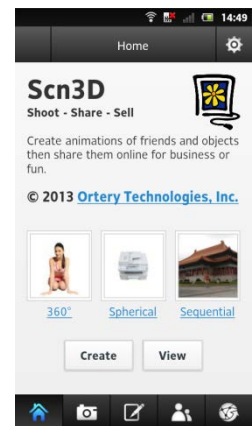
## **Benefits:**

- Download Scn3D FREE (tell everyone you know!)
- FREE Animation Hosting (up to 2GB)
- Use Scn3D for Fun or Business
- Create 360°, Spherical and Sequential Animations of Friends and Family
- Use Scn3D to Advertise or Promote a Product, Event or Business
- Use Scn3D to Sell Products on eBay, Amazon and Your Own Website
- Scn3D Animations in HTML5 can be Viewed on any Computer, Cell Phone or Mobile Device, No Plug-ins Required
- Link to Scn3D Animations for Simple Implementation on Any Website
- Link to Scn3D Animations from eMail Campaigns
- Anyone Can Learn and Use Scn3D
- It's Fun to Play With and Use!

## **Applications:**

- Use Scn3D for Fun  
The program is contagious and the creative possibilities are endless. Create animations of your family and friends then share them inside the program or online.
- Create Some Memories  
Be silly or serious and create some memories. Capture a moment or tell a story in a 360°, spherical or sequential format.
- Be Creative  
It's always fun to create and share something. The animations are in the industry standard HTML5 format so they can be used anywhere online, even inside other applications.

- **Event or Business Promotion**  
Promote your business or any activity by placing a link inside the animations you create. Push people to the website, blog or URL of your choice to get more information or to buy. In addition, place the animation in the public area of Scn3D for even more exposure.
- **Advertising**  
Sequential animations are particularly effective at describing a location, business, product or event. Once the animation is created, the linking structures inside Scn3D make it easy to increase your views and possibly go viral.
- **eCommerce Sales**  
Create 360°, spherical or sequential animations of items you want to sell. Interactive animations with deep zoom are more expressive than still images and give potential customers more information to make a purchase decision. Link and display animations created with Scn3D on your product page, eBay listing, blog or any other online location.
- **Business Communication**  
Scn3D is perfect for internal communication. Don't just take a picture! Create an animation that allows the team to see something from every angle. Quickly capture and send animations by email to a customer or group of colleagues.



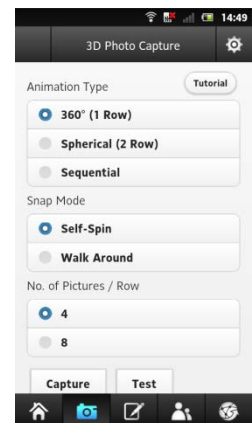
## How It Works:


### 1. Create Animations

Use the Scn3D app on your cell phone or tablet to capture 360°, spherical or sequential image sets. Scn3D will stitch them together into an interactive animation with gesture and zoom control.

#### 360° / Spherical Photography

To capture images for 360° or spherical animations, either walk around the object or spin it in place. Up to 8 pictures per 360-degrees can be used.





Walk Around the Object



Spin the Object

### Sequential Photography

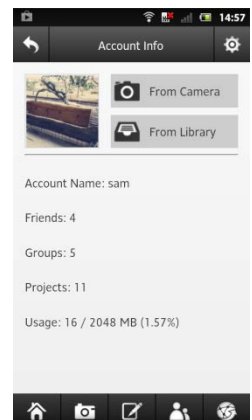
Use Sequential images to chronologically document, tell a story or introduce something. Use as many pictures as necessary.



## 1. Manage Animations

### Access Rights

Use private or public settings inside Scn3D to determine who will be able to see the animations you create and where they will be displayed.



### Add Links

A link can be added inside the animation to guide people to any URL.

### Categorize

Assign preset and custom keywords

## 2. Save Animations

Host the animations on Scn3D.com for Free (up to 2GB)

## 3. Display / Share Animations

There are several ways to publish and share the animations you create

- Keep them private inside the Scn3D program.
- Make them public inside the Scn3D program.
- Share them with the friends you make or invite to join Scn3D.
- Send a link to view an animation by email
- Link to a hosted animation. Embed them in websites, eBay listings, blogs, Facebook posts and more.



## Examples:

		
360	Spherical	Sequential

## Specifications:

### For Android:

System: Android 2.2 and up

Camera

CPU: 600 MHZ

RAM: 512M

Space: 12M

**For iOS:**

System: iOS 4 and up

Camera

CPU: 600 MHZ

RAM: 512M

Space: 12M